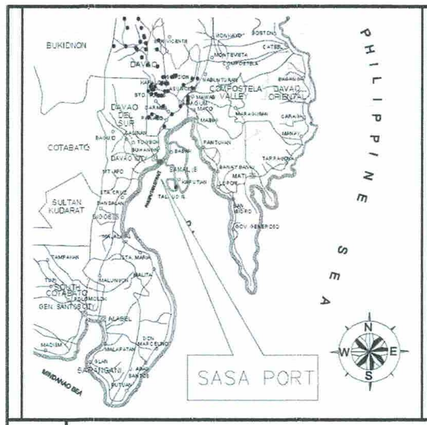

01.1 **PORT LOCATION MAP**
SCALE 1:NTS METERS

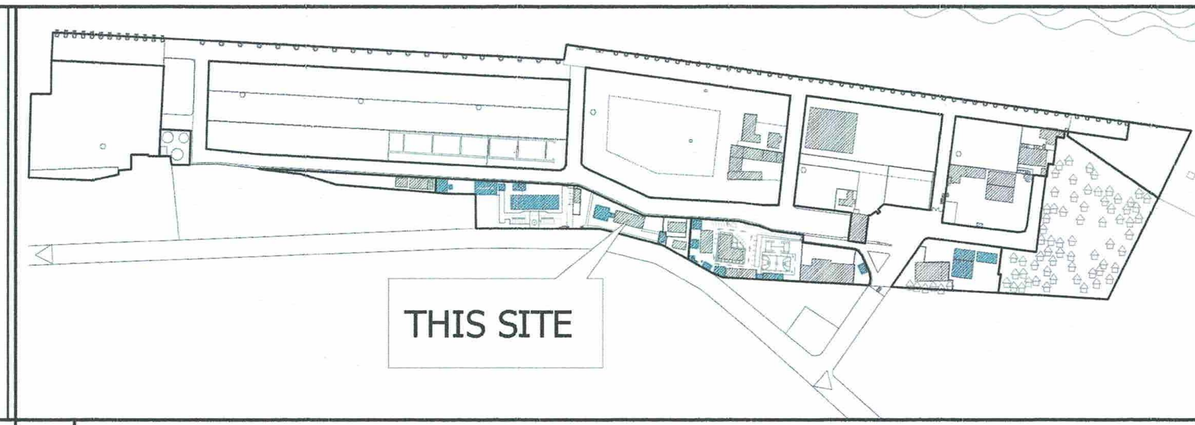

01.2 **LOCATION PLAN**
SCALE 1:NTS METERS

SHT. NO.	DESCRIPTION
01	PORT LOCATION MAP, LOCATION PLAN, SHEET CONTENTS, ADMINISTRATIVE BUILDING 3RD FLOOR PLAN
02	GUEST ROOMS 7 & 6 COMFORT ROOMS PERSPECTIVE/ FLOOR PLAN/ REFLECTED CEILING PLAN/ LIGHTING LAYOUT (REFERENCE)/ SECTION A–A/ SECTION B–B
03	x
04	x

01.3 **SHEET CONTENTS**
SCALE 1:NTS METERS

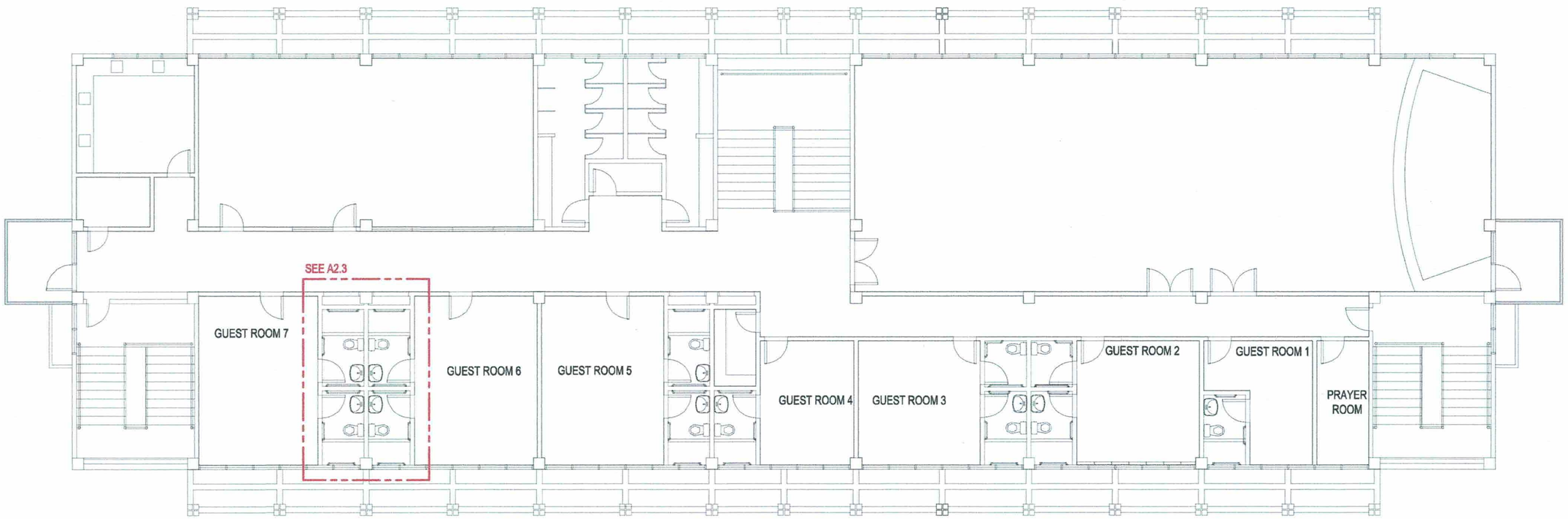

A1.3 **ADMINISTRATIVE BUILDING 3RD FLOOR PLAN**
SCALE 1:150 METERS

PHILIPPINE PORTS AUTHORITY
PMO DAVAO

PREPARED BY:	CHECKED AND REVIEWED BY:	RECOMMENDING APPROVAL BY:	APROVED BY:
KENNETH JOHN B. REMOLADOR ARCHITECT II	EDELPETER L. DE LA ROSA SUPERVISING ENGINEER	LARA SIMONE L. ABA ACTING EXD MANAGER	ANALEE G. AGUILA PORT MANAGER

OWNER: ANALEE G. AGUILA, PORT MANAGER

SHEET CONTENTS: PORT LOCATION MAP/ LOCATION PLAN/ SHEET CONTENTS/ ADMINISTRATIVE BUILDING 3RD FLOOR PLAN

PROJECT TITLE: MAINTENANCE OF GUESTROOMS (7 & 6) COMFORT ROOMS AT 3RD FLOOR ADMINISTRATIVE BUILDING, SASA PORT, DAVAO CITY

LOCATION: SASA PORT, KM. 10 PORT AREA, SASA, DAVAO CITY

REVISIONS	
DATE	REMARKS
ADDENDUM	
NO.	–
PROJECT	–
DATE	–
DRAWN	–

SHEET NO. A1 OF 2

CADD BY KEN
DATE DRAWN 1/16/26
DATE UPDATED MM/DD/YY

DRAWING AND SPECIFICATION DULY SIGNED, STAMPED OR SEALED AS INSTRUMENTS OF SERVICES ARE THE PROPERTY OF THE ARCHITECT, WHETHER THE OBJECTS FOR WHICH THEY ARE MADE IS EXECUTED OR NOT. IT SHALL BE UNLAWFUL FOR ANY PERSON WITHOUT THE WRITTEN CONSENT OF THE ARCHITECT OF THE SAID DOCUMENTS TO DUPLICATE OR TO MAKE COPIES OF THE SAID DOCUMENTS FOR USE IN REPETITION OF AND FOR PROJECTS OR BUILDINGS WHETHER PARTLY OR WHOLELY EXECUTED. R.A.545 SECTION 25(4).

A2.1 GUEST ROOM 7 & 6 COMFORT ROOM PERSPECTIVE
SCALE 1:NTS METERS

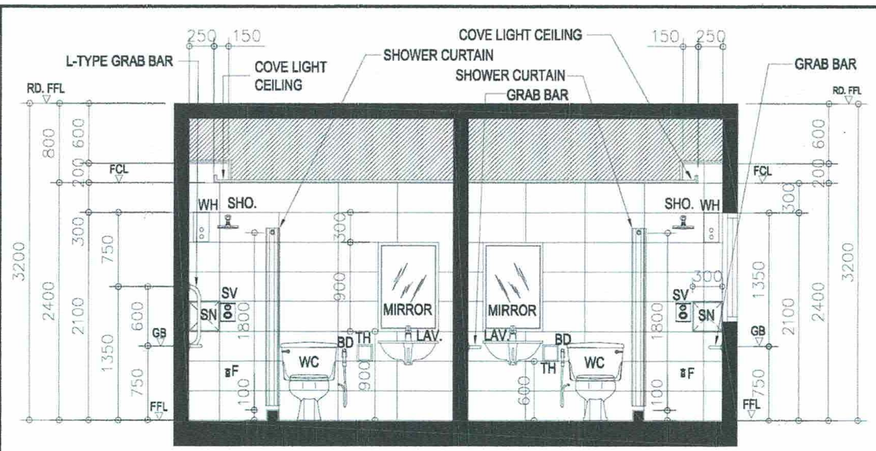

A2.5 SECTION A-A
SCALE 1:60 METERS

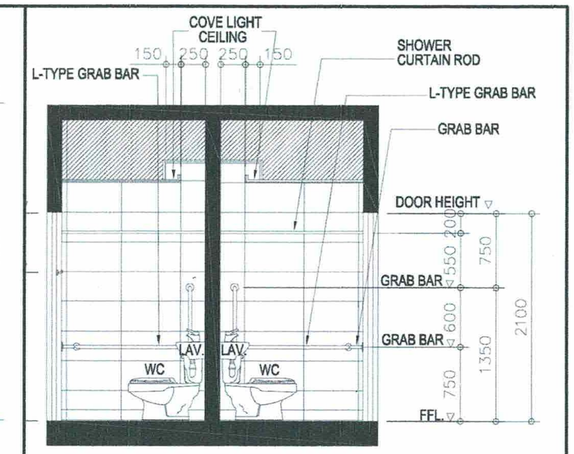

A2.6 SECTION B-B
SCALE 1:60 METERS

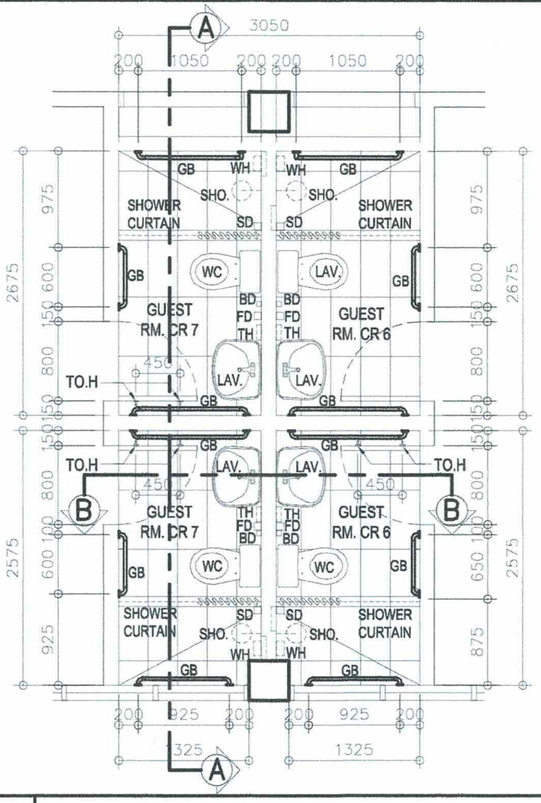

A2.2 FLOOR PLAN
SCALE 1:60 METERS

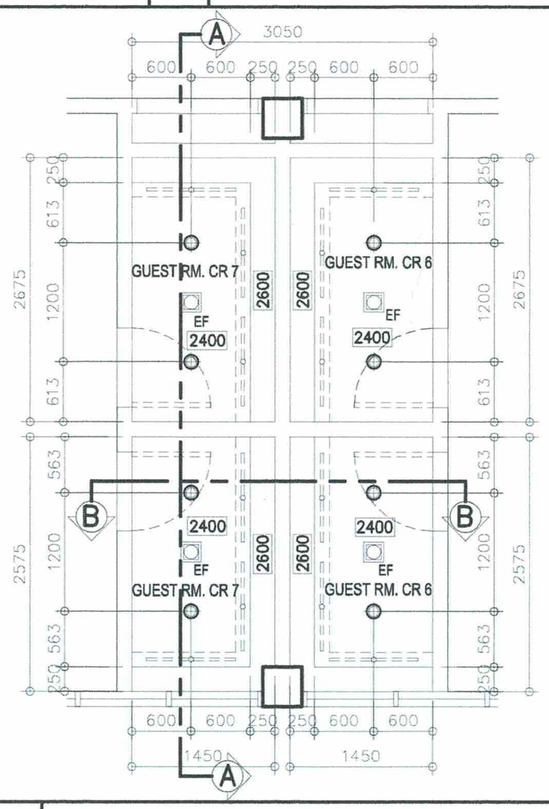

A2.3 REFLECTED CEILING PLAN
SCALE 1:60 METERS

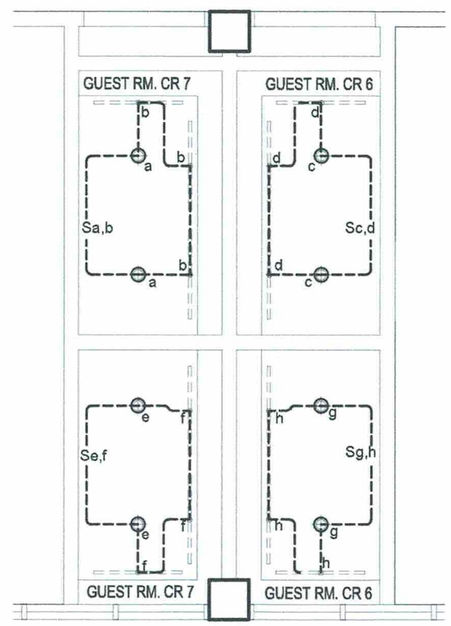

A2.4 LIGHTING LAYOUT (SWITCH REFERENCE)
SCALE 1:60 METERS

LEGENDS:

FINISHES:

FLOOR TILES :	300X600 CERAMIC NON-SKID TILES
WALL TILES :	300X600 CERAMIC GLAZED TILES
CEILING :	3.5mm THK. FIBER CEMENT BOARD ON METAL CEILING JOIST SP. @ 0.6m O.C
MIRROR :	900X600MM

CEILING LEGENDS:

	1200mm COVE LIGHTING T8 TUBULAR LED LIGHT WARM WHITE COLOR TEMPERATURE
	LED PINLIGHT RECESSED, WHITE FINISH, – DOWNLIGHT
–	CEILING HEIGHT (mm)
EF	EXHAUST FAN

DESIGNATIONS:

BD	–	BIDET
F	–	FAUCET
GB	–	GRAB BAR
LAV.	–	LAVATORY
SD/FD	–	SHOWER DRAIN/FLOOR DRAIN
SHO.	–	SHOWER
SN	–	SOAP/SHAMPOO NICHE
SV	–	SHOWER VALVE
TH	–	TISSUE HOLDER
TO.H	–	TOWEL HOOK
WH	–	WATER HEATER
WC	–	WATER CLOSET

NOTE:
- WHOLE FLOORING WILL BE RE-WATERPROOFED
- DEFECTIVE PLUMBING PIPES,FIXTURES AND APPURTENANCES WILL BE REPAIRED/REPLACED

PHILIPPINE PORTS AUTHORITY PMO DAVAO

PREPARED BY:	CHECKED AND REVIEWED BY:	RECOMMENDING APPROVAL BY:	APROVED BY:
KENNETH JOHN B. REMOLADOR, ARCHITECT II	EDELPETER L. DE LA ROSA, SUPERVISING ENGINEER	LARA SIMONE L. ABA, ACTING ESD MANAGER	ANALEE G. AGUILA, PORT MANAGER

OWNER: ANALEE G. AGUILA, PORT MANAGER

SHEET CONTENTS: GUEST ROOMS 7 & 6 COMFORTS ROOM PERSPECTIVE/ FLOOR PLAN/ REFLECTED CEILING PLAN/ LIGHTING LAYOUT (REFERENCE)/ SECTION A-A/ SECTION B-B

PROJECT TITLE: MAINTENANCE OF GUESTROOMS (7 & 6) COMFORT ROOMS AT 3RD FLOOR ADMINISTRATIVE BUILDING, SASA PORT, DAVAO CITY

LOCATION: SASA PORT, KM. 10 PORT AREA, SASA, DAVAO CITY

REVISIONS	
DATE	REMARKS
ADDENDUM	
NO.	–
PROJECT	–
DATE	–
DRAWN	–

SHEET NO. A2 OF 2

CADD BY KEN
DATE DRAWN 1/16/26
DATE UPDATED MM/DD/YY

DRAWING AND SPECIFICATION DULY SIGNED, STAMPED OR SEALED AS INSTRUMENTS OF SERVICES ARE THE PROPERTY OF THE ARCHITECT, WHETHER THE OBJECTS FOR WHICH THEY ARE MADE IS EXECUTED OR NOT. IT SHALL BE UNLAWFUL FOR ANY PERSON WITHOUT THE WRITTEN CONSENT OF THE ARCHITECT OF THE SAID DOCUMENTS TO DUPLICATE OR TO MAKE COPIES OF THE SAID DOCUMENTS FOR USE IN REPETITION OF AND FOR PROJECTS OR BUILDINGS WHETHER PARTLY OR WHOLELY EXECUTED. R.A.545 SECTION 25(4).